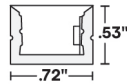





# Q-CAP ZALA STATIC COLOR

24VDC Flexible Fixtures



- Flexible encapsulated fixture
- Side bend
- 6" bend radius
- Interior and exterior rated (not including FC)
- Seven different mounting options
- Available in seamless configuration for a continuous line of light
- Utilize clear endcaps for continuous runs
- Pair with BOXA's up/down bend to achieve compound curves
- Do not cut Non-Field Cuttable Q-CAP flexible fixtures
- IK10 impact rated

## ORDERING PROCESS

**A** Specify Non-Field Cuttable Q-CAP

**B** (Optional) Specify field cuttable 4' piece - used to adjust total run length in the field (dry applications only)

### A. NON-FIELD CUTTABLE Q-CAP

#### INFORMATION REQUIRED FOR LIGHTING SCHEDULE

A1	A2	A3	A4	A5	A6
PRODUCT	MOUNTING	RATED	CCT	WATTAGE	LENS
ZALA-SC				5.0	

#### ADDITIONAL INFORMATION REQUIRED TO ORDER

A7	A8	A9	A10	A11	A12
WIRE INPUT/OUTPUT	CONNECTOR/WIRE IN	CONNECTOR/WIRE OUT	END CAPS	LENGTH (IN)	EXACT/OPTIMAL

Sample Part Number: **ZALA-SC-PPS-2-DRY-G-5.0-ENC-TL-P1-BW-BW-N/A-48"-E**

<b>A1</b> <b>PRODUCT</b> <b>ZALA-SC</b> See last page for compatible power supplies.	<b>A2</b> <b>MOUNTING</b> <b>RLC</b> Rigid Lock Channel <b>MC</b> Magnetic Clip <b>SGC</b> Side Graze Channel <b>PPS-2</b> PVC Clip <b>PPS-96</b> PVC Channel <b>PPS-LP-2</b> PVC Low Profile Clip <b>PPS-LP-96</b> PVC Low Profile Channel <b>WSC</b> White Snug Clip <b>BN-SB-SST-16'</b> 16' BENDIT Side Stainless Steel Channel <b>BN-SB-SST-32'</b> 32' BENDIT Side Stainless Steel Channel <b>BN-SB-WH-16'</b> 16' BENDIT Side White Stainless Channel <b>BN-SB-WH-32'</b> 32' BENDIT Side White Stainless Channel  White snug clip only for indirect cove use, not intended for hanging fixtures upside down.	<b>A3</b> <b>RATED</b> <b>DRY</b> IP20 <b>WET</b> IP67	<b>A4</b> <b>CCT</b> <b>A</b> Amber <b>B</b> Blue <b>G</b> Green <b>R</b> Red	
<b>A5</b> <b>WATTAGE</b> <b>5.0</b> 5.0W-VHO VHO: Very High Output	<b>A6</b> <b>LENS</b> <b>ENC/CL</b> Encapsulated in Clear <b>ENC/TL</b> Encapsulated in Translucent  For representation of LED visibility, see Diode Visibility section on following pages	<b>A7</b> <b>WIRE INPUT/OUTPUT</b> <b>SINGLE (Input only)</b> <b>S1</b> End Feed <b>S2</b> Bottom Feed <b>S3</b> Left Side Feed <b>S4</b> Right Side Feed <b>S5</b> Seamless Feed <b>S6</b> Seamless Feed  <b>PASS THROUGH (Input/Output)</b> <b>P1</b> End Feed <b>P2</b> Bottom Feed <b>P3</b> Left Side Feed <b>P4</b> Right Side Feed <b>P5</b> Seamless Feed <b>P6</b> Seamless Feed	<b>A8</b> <b>CONNECTOR/WIRE IN</b> <b>BW</b> Bare Wire (Standard 24") <b>BRL</b> Barrel <b>CON6</b> Connector 6" <b>CON24</b> Connector 24"  BW: Standard length is 24". Max length is 120". Request custom length by writing in part number next to BW (example: BW48)  <b>BW</b> Bare Wire (Standard 24") <b>BRL</b> Barrel <b>CON6</b> Connector 6" <b>CON24</b> Connector 24"  BW: Standard length is 24". Max length is 120". Request custom length by writing in part number next to BW (example: BW48)	<b>A9</b> <b>CONNECTOR/WIRE OUT</b> <b>N/A</b> Closed End (No feed)  <b>BW</b> Bare Wire (Standard 24") <b>BRL</b> Barrel <b>CON6</b> Connector 6" <b>CON24</b> Connector 24"  BW: Standard length is 24". Max length is 120". Request custom length by writing in part number next to BW (example: BW48)
<b>A10</b> <b>END CAPS</b> <b>CL</b> Clear <b>WH</b> White  <b>N/A</b> Not Applicable	<b>A11</b> <b>LENGTH (IN)</b> Minimum length is 12", maximum length is 191" not including end caps. Contact us for lengths under 12". Available in 2" increments.	<b>A12</b> <b>EXACT/OPTIMAL</b> <b>O</b> Optimal Illumination <b>E</b> Exact Specified Length  Exact fixtures are the exact length specified +0 - 1/8". Optimal fixtures' length is rounded down with illumination end to end. See Exact/Optimal Fixture Length charts.		

5 year warranty | Side Bend | Data subject to change, all data has +/- 5% tolerance | Ambient or mounting surface must not be lower than -4°F or higher than 108°F | Patent # D872,931 S | Only FC fixtures are Field-Cuttable per installation instructions | Field Cuttable is not returnable or refundable after it has been cut



# Q-CAP ZALA STATIC COLOR

## 24VDC Flexible Fixtures

### B. FIELD CUTTABLE Q-CAP

INFORMATION REQUIRED FOR LIGHTING SCHEDULE						ADDITIONAL INFORMATION REQUIRED TO ORDER					
B1	B2	B3	B4	B5	B6	B7	B8	B9	B10	B11	B12
PRODUCT	MOUNTING	RATED	CCT	WATTAGE	LENS	WIRE INPUT/ OUTPUT	CONNECTOR/ WIRE IN	CONNECTOR/ WIRE OUT	END CAPS	LENGTH (IN)	EXACT/ OPTIMAL
ZALA-FC-SC		DRY		5.0				N/A	CL	48"	N/A

Sample Part Number: ZALA-FC-SC-PPS-2-DRY-G-5.0-ENC/TL-S1-BW-N/A-CL-48"-N/A

B1

PRODUCT

ZALA-FC-SC

See last page for compatible power supplies.

B2

MOUNTING

RLC

MC

SGC

PPS-2

PPS-96

PPS-LP-2

PPS-LP-96

WSC

BN-SB-SST-16'

BN-SB-SST-32'

BN-SB-WH-16'

BN-SB-WH-32'

Rigid Lock Channel

Magnetic Clip

Side Graze Channel

PVC Clip

PVC Channel

PVC Low Profile Clip

PVC Low Profile Channel

White Snug Clip

16' BENDIT Side Stainless Steel Channel

32' BENDIT Side Stainless Steel Channel

16' BENDIT Side White Stainless Channel

32' BENDIT Side White Stainless Channel

White snug clip only for indirect cove use, not intended for hanging fixtures upside down.

B3

RATED

DRY

IP20

B4

CCT

A

B

G

R

Amber

Blue

Green

Red

B5

WATTAGE

5.0

5.0W-VHO

VHO: Very High Output

B6

LENS

ENC/CL

ENC/TL

Encapsulated in Clear

Encapsulated in Translucent

For representation of LED visibility, see Diode Visibility section on following pages

B7

WIRE INPUT/OUTPUT

SINGLE (Input only)

S1

S2

S3

S4

S5

S6

End Feed

Bottom Feed

Left Side Feed

Right Side Feed

Seamless Feed

Seamless Feed

B8

CONNECTOR/WIRE IN

BW

BRL

CON6

CON24

Bare Wire (Standard 24")

Barrel

Connector 6"

Connector 24"

BW: Standard length is 24". Max length is 120". Request custom length by writing in part number next to BW (example: BW48)

B9

CONNECTOR/WIRE OUT

N/A

Closed End (No feed)

B10

END CAPS

CL

Clear

Due to cutting, white endcaps are not available.

B11

LENGTH (IN)

48"

Nominal

Starting Run length is 48.475" for S1, S5, S6 and 48.725" for S2, S3, S4  
Each cut point subtracts from the Starting Run Length  
5.0 has a 2" cut point  
S2, S3, & S4 can be cut down to as little as 2.725"  
S1 can be cut down to as little as 2.475" for SW  
S5 & S6 can be cut down to as little as 6.475" for SW

B12

EXACT/OPTIMAL

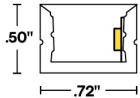
N/A



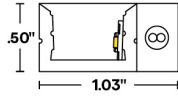
# Q-CAP ZALA STATIC COLOR

24VDC Flexible Fixtures

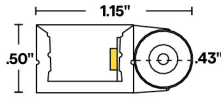
## 1 PRODUCT - DIMENSIONS



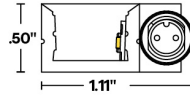
Profile  
(Standard)



Profile  
(Seamless bare wire)



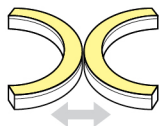
Profile  
(Seamless barrel)



Profile  
(Seamless CON6-24)

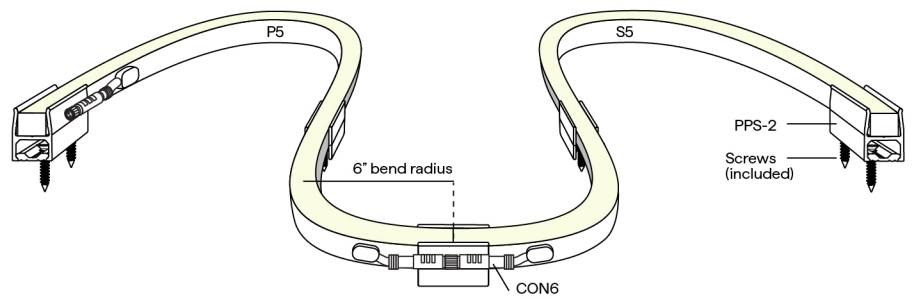
## BEND RADIUS

### Side Bend



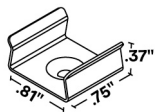
6" bending radius

## FLEXIBILITY



## 2 MOUNTING

### WSC

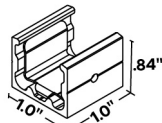


White Snug Clip  
Indirect uplight

To order separately use WSC

Each clip comes with a #6x5/8 flat screw

### RLC

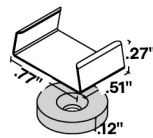


Rigid Lock Channel

To order separately use RLC

Each clip comes with a #6x5/8" flat screw

### MC

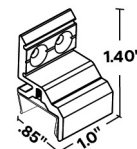


Magnetic Clip  
Cove use only

To order separately use MC

Each clip comes with a #6x5/8" flat screw

### SGC

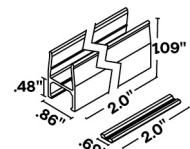


Side Graze Clip

To order separately use SGC

Each clip comes with a #6 x5/8" flat screw

### PPS-2



PVC Mounting Clip

To order separately use ZALA-PPS-2



# Q-CAP ZALA STATIC COLOR

## 24VDC Flexible Fixtures

### MOUNTING CONTINUED

**PPS-96**

96" straight linear run

To order separately use ZALA-PPS-96

Each clip comes with a #8" flat screw

**PPS-LP-2**

Low profile PVC Mounting Clip

To order separately use ZALA-PPS-LP-2

**PPS-LP-96**

Low profile PVC channel 96" straight linear run

To order separately use ZALA-PPS-LP-96

Each clip comes with a #8" flat screw

**BN-SB**

BENDIT Channel  
Horizontal Stainless Steel  
Flexible Channel

Continuous mounting solution for flexible fixtures, 16' or 32' field cuttable lengths

To order separately use either STND-QCAP-BN-SB-SST-16', STND-QCAP-BN-SB-SST-32', STND-QCAP-BN-SB-WH-16', or STND-QCAP-BN-SB-WH-32'

64 #4-40 1/2" screws provided per 16'

### 4 / 5 DELIVERED LUMENS

[Calculated L70 = 40000 hrs]  
Tested with ZALA-SC-WSC-DRY

CCT	5.0W/FT			
	ENC/CL		ENC/TL	
	LM	Wavelength	LM	Wavelength
Red	101	633	75	633
Green	439	519	302	520
Blue	109	468	66.6	467
Amber	94	594	66.1	594

### 6 DIODE VISIBILITY

ENC/CL - Clear encapsulation

ENC/TL - Translucent encapsulation

### 6 DIODE VISIBILITY

ENC/CL - Clear Encapsulation

ENC/TL - Translucent Encapsulation

### BUG RATING

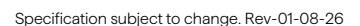
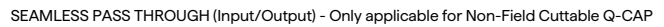
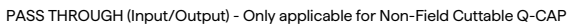
WATTAGE	B	U	G
5.0 (RED, AMBER, BLUE), 5.0 ENC/TL (ALL CCTs & COLORS)	B0	U1	G0
5.0 ENC/CL (GREEN)	B0	U1	G1

### TEMPERATURE RATINGS

	5.0 W/FT	
	Min	Max
Ambient Operating Temp - Surface	-4°F	115°F
Storage Temp	-4°F	140°F
Installation Temp	50°F	100°F



SINGLE (Input only)



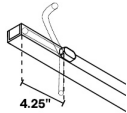


# Q-CAP ZALA STATIC COLOR

24VDC Flexible Fixtures

## SEAMLESS

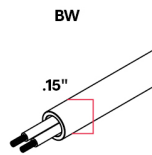
Shown with bare wire, connectors vary



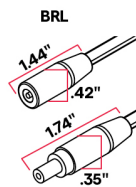
Omnidirectional Wireways  
S5, S6, P5, P6

## 8 / 9 CONNECTOR/WIRE - IN/OUT

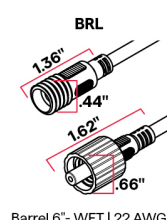
Connector/Wire In or Out not needed to specify product. Typical selection is S1 for Wire Input/Output, BW for Connector/Wire In, N/A for Connector/Wire Out, and WH for End Caps



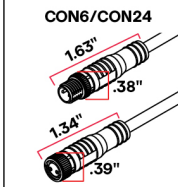
Bare Wire 24"  
22 AWG



Barrel 6" - DRY/DMP I  
22 AWG

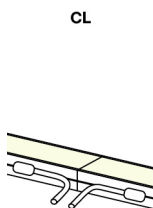


Barrel 6" - WET I 22 AWG

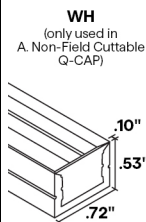


6" or 24" Overall  
Wire Connector I 22 AWG  
IP67 Rated, UL Listed

## 10 END CAPS (NO FEED)



Clear endcaps  
.0" added at end  
.00" dim spot

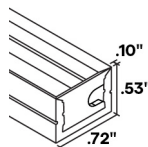


White endcaps  
.0" added at end  
.10" dim spot

## END CAPS (WITH FEED)

End Feed

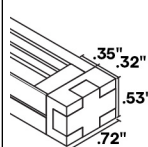
S1, P1



White endcaps  
.0" added at end  
.10" dim spot

Tri-Directional

S2, S3, S4, P2, P3, P4



White endcaps  
.32" added at end  
.67" dim spot

## 11 LENGTH - WIRING DETAIL

Available in 2" increments 12"-191"

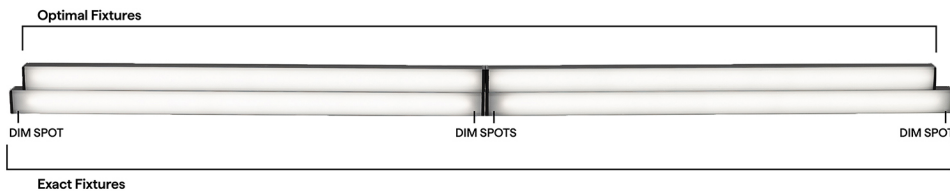


## 12 EXACT/OPTIMAL FIXTURE LENGTH

[E/O Length Calculator →](#)

[E/O Explained →](#)

Exact fixtures are the exact length specified. Optimal fixtures' length is rounded down based on LED cut points to allow the fixture to be illuminated end to end. For runs with multiple fixtures that need to fill a specific length, it's recommended to order all optimal fixtures with an exact fixture at the end of the run.





# Q-CAP ZALA STATIC COLOR

24VDC Flexible Fixtures

## SC LENGTHS BY INCH

Available in any length in between 12" and 191", chart below shows example lengths. Exact fixtures are the length specified. Optimal fixtures' length is rounded down with illumination end to end. All fixtures' tolerance is +0 - 1/8". Consult factory for lengths under 12".

### EXACT LENGTH

Requested Length	Potential dim spot on either end of fixture with S1 wireway
12"	1"
13"	.5"
14"	1"
15"	.5"
16"	1"
17"	.5"
18"	1"
19"	.5"
20"	1"
21"	.5"
22"	1"
23"	.5"
24"	1"
36"	1"
48"	1"
60"	1"
72"	1"
84"	1"
96"	1"

### OPTIMAL LENGTH: highlighted rows are closest to requested nominal length

Requested Nominal Length	S1		S2 & S3 & S4		P1	P2 & P3 & P4		S5 & S6 & P5 & P6	
	S1	S2	S3	S4	P1	P2	P3	S5	P5
12"	10.45"		10.60"		10.70"		11"		10.20"
13"	12.45"		12.60"		12.70"		13"		12.20"
14"	12.45"		12.60"		12.70"		13"		12.20"
15"	14.45"		14.60"		14.70"		15"		14.20"
16"	14.45"		14.60"		14.70"		15"		14.20"
17"	16.45"		16.60"		16.70"		17"		16.20"
18"	16.45"		16.60"		16.70"		17"		16.20"
19"	18.45"		18.60"		18.70"		19"		18.20"
20"	18.45"		18.60"		18.70"		19"		18.20"
21"	20.45"		20.60"		20.70"		21"		20.20"
22"	20.45"		20.60"		20.70"		21"		20.20"
23"	22.45"		22.60"		22.70"		23"		22.20"
24"	22.45"		22.60"		22.70"		23"		22.20"
36"	34.45"		34.60"		34.70"		35"		34.20"
48"	46.45"		46.60"		46.70"		47"		46.20"
60"	58.45"		58.60"		58.70"		59"		58.20"
72"	70.45"		70.60"		70.70"		71"		70.20"
84"	82.45"		82.60"		82.70"		83"		82.20"
96"	94.45"		94.60"		94.70"		95"		94.20"

## COMPATIBLE POWER SUPPLIES

See power supplies cut sheets for more information. Data subject to change, all data has +/- 5% tolerance.

DIM TO LEVEL	INDOOR	OUTDOOR
	SC	SC
Dim to Black	Q6M-DC+CAP QTM-DC+CAP iQ-PH+QD1	QOM-DC+CAP QOM-PH
0.1%	QT-CAB-QZ-PH/0-10V QT-CAB-eLED+0-10V QT-CAB-eLED+0-10V-AWN QT-CAB-eLED+DALI-DT6 QT-CAB-eLED+DALI-DT6-AWN QTM-eLED+0-10V QTM-eLED+0-10V-AWN QTM-eLED+DALI-DT6 QTM-eLED+DALI-DT6-AWN QZ-BOWTIE+DIMMER QZ-DMX QZ-PH/0-10V QZ-STICK-PH/0-10V QZLP	Q-SET-QZ-DMX Q-SET-QZ-PH/0-10V Q-SET-eLED+0-10V QOM-eLED+0-10V QOM-eLED+DALI-DT6 QOM-eLED+PS-DALI-DT6 QZ-DMX QZ-PH/0-10V
1%	QTM-eLED(E) QZ-DALI-DT6	Q-SET+QZ-DALI-DT6 QZ-DALI-DT6
10%	Non-Dim Power Supply with SW App Dongle	











# Q-CAP ZALA STATIC COLOR







24VDC Flexible Fixtures

DIMMING PROTOCOL	INDOOR	OUTDOOR
	SC	SC
Non-Dim	QT-CAB-eLED-ND QTM-eLED-ND QZ-ND	Q-SET-QZ-ND Q-SET-eLED-ND QOM-eLED-ND QZ-ND
Phase	Q6M-DC+CAP QT-CAB-QZ-PH/0-10V QTM-DC+CAP QTM-eLED(E) QZ-BOWTIE+DIMMER QZ-PH/0-10V QZ-STICK-PH/0-10V QZLP iQ-PH+QD1	Q-SET-QZ-PH/0-10V QOM-DC+CAP QOM-PH QZ-PH/0-10V
0-10V	QT-CAB-QZ-PH/0-10V QT-CAB-eLED+0-10V QT-CAB-eLED+0-10V-AWN QTM-eLED+0-10V QTM-eLED+0-10V-AWN QZ-PH/0-10V QZ-STICK-PH/0-10V QZLP	Q-SET-QZ-PH/0-10V Q-SET-eLED+0-10V QOM-eLED+0-10V QZ-PH/0-10V
Lutron Athena	QT-CAB-eLED+0-10V-AWN QT-CAB-eLED+DALI-DT6-AWN QTM-eLED+0-10V-AWN QTM-eLED+DALI-DT6-AWN	
ECO System	QTM-eLED(E)	
DMX	QZ-DMX	Q-SET-QZ-DMX QZ-DMX
DALI-2: DT6	QT-CAB-eLED+DALI-DT6 QT-CAB-eLED+DALI-DT6-AWN QTM-eLED+DALI-DT6 QTM-eLED+DALI-DT6-AWN QZ-DALI-DT6	Q-SET+QZ-DALI-DT6 QOM-eLED+DALI-DT6 QZ-DALI-DT6
SCENE App Dimmed	Non-Dim Power Supply with SW App Dongle	

## COMPATIBLE MOUNTING ACCESSORIES

<b>Q-ANGLE</b>  Adjustable mounting accessory	<b>NJ-LARGE</b>  J Mounting Bracket	<b>NU-LARGE</b>  U Mounting Bracket	<b>SD-J-LARGE</b>  J Mounting Bracket	<b>BL-LARGE</b>  Backwards L Mounting Bracket	<b>NL-LARGE</b>  L Mounting Bracket	<b>SD-L-LARGE</b>  L Mounting Bracket	<b>IQ-QCAP-UNV-CUTTER</b>  QTL recommended FC Cutter
--	--	--	--	--	--	---	---

## COMPATIBLE WIRING ACCESSORIES

<b>Q-mini-J</b>  UL Listed, miniature junction box, DRY/DMP (WET rated with silicone)	<b>Q-mini-J5</b>  UL Listed, miniature junction box, DRY/DMP (WET rated with silicone)	<b>BARREL-EXT</b>  8ft barrel cable extender DRY ONLY	<b>BARREL FOUR-FER</b>  Splits lead from one to four LED Barrel connector fixtures, DRY/DMP	<b>CON120-EXT</b>  10ft Con cable extender DRY/DMP/WET	<b>CON FOUR-FER</b>  Splits lead from one to four LED Con connectors DRY/DMP/WET
--	---	--	--	---	---





## Q-CAP ZALA STATIC COLOR

24VDC Flexible Fixtures

---

### COMPATIBLE APPS

#### NFC APP



Read and write  
DMX addresses and  
adjust voltage